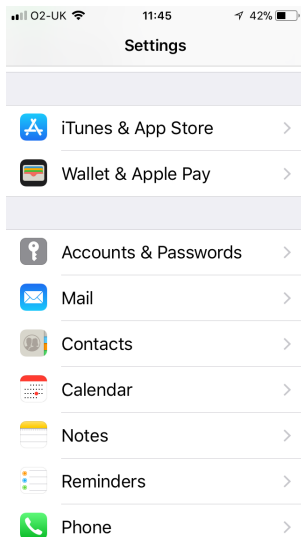
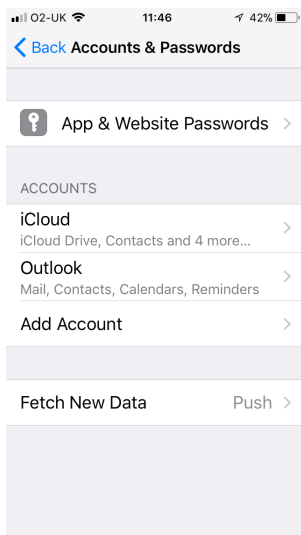


How to Access The Riding Calendar On Your iPhone


1. Go to **Settings** and choose **Accounts & Passwords**



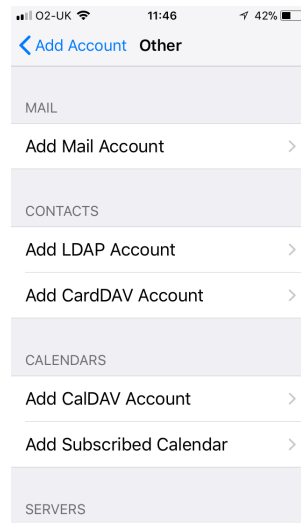
2. At **Accounts & Passwords** Choose **Add Account**



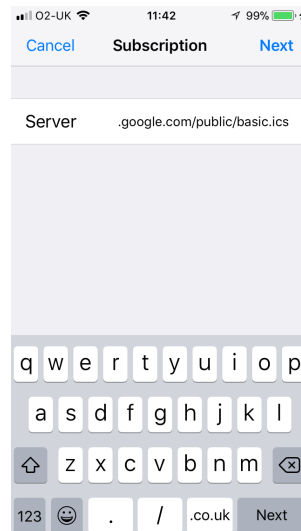
3. At **Add Account** choose **Other**



4. At **Other** choose **Add Subscribed Calendar**



5. One the **Subscription** page paste or type the following into the Server field
<https://calendar.google.com/calendar/ical/od8unc2pio7p9q4baf6in8n7rg%40group.calendar.google.com/public/basic.ics>



6. Click **Next**

7. Click **Save**